


**P E R E G R I N E**  
ENTERPRISES

**PORCELAIN** | 2.0  
**PAVERS**

Outdoor Porcelain Pavers

600x1200mm | 300x1200mm | 600x900mm | 450x900mm | 600x600mm

20mm Thickness



# The Thickness Spirit

## **PORCELAIN PAVERS | 2.0**

**20MM ✦ THICKNESS**

Designing outdoor spaces, if done correctly, can give an elegant uplift to your abode and make it look more spacious and stylish. Installations done after proper planning can set your outdoor space apart from the rest and make it look absolutely stunning! These tiles are immune to harsh weather conditions and have a high physical strength. We aim to provide you with a lavish and spectacular patio.

## Available Size

To produce great tiles, we have to have great infrastructure. As such, it frames the base of our entire unit of production. So we make sure that we house only the best of the elements and resources, so that we can deliver what we promise, and that is peerless products. Our entire infrastructure set up is designed considering the convenience of the workers and also protection of the products. We have apparatus, machineries and other necessary tools placed in a specified order. Besides, our love for nature is prominent, hence being eco-friendly is our habit. The set thus promotes recycling and minimum wastage.



600x  
1200mm

600x  
900mm

450x  
900mm



600x  
600mm



295x  
600mm



295x  
295mm

## TECHNICAL FEATURES



Non-slip  
(R11) surface



Frost  
resistant



Resistant to  
breaking loads



DIY (Easy to Do It  
Yourself at home)



Resists sudden  
temperature changes



Light-resistant  
colours



Resistant to  
chemical products



Fire  
resistant



Does not  
absorb water



Easy  
to clean



Moss and  
mould resistant



Salt  
resistant



Easy to inspect  
and replace



Impact  
resistance



Resistant  
to abrasion



Resistant  
to staining



Resistant  
to blemishes



Resistant to  
deep scratches



Easy  
to install

## PORCELAIN PAVERS | 2.0

### 20MM THICKNESS

With their practical, non-slip surface and incredible strength, 20 mm porcelain slabs have become the ideal laying solution for heavy traffic commercial areas and external applications. 100% frostresistant and suitable for sub-zero temperatures means that these tiles can be used for driveways and walkways, as well as for swimming pools surrounds and hard landscaping. They are also entirely resistant to stains, mould and moss, meaning their finish will remain as beautiful as the day it was laid.



Add A Calm  
Element Through Decor

## PORCELAIN PAVERS | 2.0

### APPLICATION AREAS

The PORCELAIN PAVERS collection brought forward by company has great strength and durability due to its exceptional thickness which is 20 mm. The porcelain pavers are beautiful and the styles are inspired by the historic Indian heritage. It has various application areas residentially as well as commercially.



Residential



Bathroom & Wellness



Outdoor Stairs



Park & Gazebo



Hotels & Resorts



Swimming Pool



School & College

# FOSSIL GRIS

20MM THICKNESS



600X1200MM



600X900MM



450X900MM



600X600MM



297X600MM



297X297MM

-  Tonel Variation
-  Anti Slip
-  20mm Thickness
-  Eco Friendly
-  Abrasion Resistance
-  Zero Maintenance
-  Highly Durable
-  Exteriors



**PORCELAIN PAVERS | 2.0**

# FOSSIL NERO

20MM THICKNESS



600X1200MM



600X900MM



450X900MM



600X600MM



297X600MM



297X297MM



Tonal Variation



Anti Slip



20mm Thickness



Eco Friendly



Abrasion Resistance



Zero Maintenance



Highly Durable



Exteriors




**PORCELAIN PAVERS | 2.0**

# FOSSIL BEIGE

20MM THICKNESS



600X1200MM




600X900MM




450X900MM



600X600MM



297X600MM



297X297MM



Tonal Variation



Anti Slip



20mm Thickness



Eco Friendly



Abrasion Resistance



Zero Maintenance



Highly Durable



Exteriors



PORCELAIN PAVERS | 2.0

# EARTHSTONE GREY

20MM  THICKNESS



600X1200MM



600X900MM



450X900MM



600X600MM



297X600MM



297X297MM



Tonal Variation



Anti Slip



20mm Thickness



Eco Friendly



Abrasion Resistance



Zero Maintenance



Highly Durable




Exteriors




**PORCELAIN PAVERS | 2.0**

# EARTHSTONE NERO

20MM THICKNESS




600X1200MM



600X900MM



450X900MM



600X600MM



297X600MM



297X297MM



Tonal Variation



Anti Slip



20mm Thickness



Eco Friendly



Abrasion Resistance



Zero Maintenance



Highly Durable



Exteriors



**PORCELAIN PAVERS | 2.0**

# EARTHSTONE BEIGE


20MM THICKNESS



600X1200MM



600X900MM




450X900MM



600X600MM



297X600MM



297X297MM



-  Tonal Variation
-  Anti Slip
-  20mm Thickness
-  Eco Friendly
-  Abrasion Resistance
-  Zero Maintenance
-  Highly Durable
-  Exteriors

**PORCELAIN PAVERS | 2.0**

# EARTHSTONE SMOKE

20MM THICKNESS



600X1200MM



600X900MM



450X900MM




600X600MM



297X600MM



297X297MM

-  Tonal Variation
-  Anti Slip
-  20mm Thickness
-  Eco Friendly
-  Abrasion Resistance
-  Zero Maintenance
-  Highly Durable
-  Exteriors



PORCELAIN PAVERS | 2.0

# ANTHRACITE

20MM THICKNESS




600X1200MM



600X900MM




450X900MM



600X600MM



297X600MM



297X297MM

-  Tonal Variation
-  Anti Slip
-  20mm Thickness
-  Eco Friendly
-  Abrasion Resistance
-  Zero Maintenance
-  Highly Durable
-  Exteriors



**PORCELAIN PAVERS | 2.0**

# MEGMA SILVER

20MM THICKNESS



600X1200MM



600X900MM



450X900MM



600X600MM



297X600MM



297X297MM



Tonal Variation



Anti Slip



20mm Thickness



Eco Friendly



Abrasion Resistance



Zero Maintenance



Highly Durable



Exteriors



**PORCELAIN PAVERS | 2.0**

# RAINBOW PORCELAIN

20MM THICKNESS



600X1200MM



600X900MM



450X900MM



600X600MM



297X600MM



297X297MM



-  Tonal Variation
-  Anti Slip
-  20mm Thickness
-  Eco Friendly
-  Abrasion Resistance
-  Zero Maintenance
-  Highly Durable
-  Exteriors

**PORCELAIN PAVERS | 2.0**

# SAND PEARL

20MM THICKNESS



600X1200MM




600X900MM




450X900MM



600X600MM



297X600MM



297X297MM



Tonal Variation



Anti Slip



20mm Thickness



Eco Friendly



Abrasion Resistance



Zero Maintenance



Highly Durable



Exteriors



PORCELAIN PAVERS | 2.0

# SAND MOCHA


20MM THICKNESS



600X1200MM




600X900MM



450X900MM



600X600MM



297X600MM



297X297MM



Tonal Variation



Anti Slip



20mm Thickness



Eco Friendly



Abrasion Resistance



Zero Maintenance



Highly Durable



Exteriors



PORCELAIN PAVERS | 2.0

# KANDLA GREY PORCELAIN

20MM  THICKNESS



600X1200MM



600X900MM



450X900MM



600X600MM



297X600MM



297X297MM



-  Tonal Variation
-  Anti Slip
-  20mm Thickness
-  Eco Friendly
-  Abrasion Resistance
-  Zero Maintenance
-  Highly Durable
-  Exteriors

**PORCELAIN PAVERS | 2.0**

# CRYSTAL BIANCO


20MM THICKNESS



600X1200MM




600X900MM




450X900MM



600X600MM



297X600MM



297X297MM



Tonal Variation



Anti Slip



20mm Thickness



Eco Friendly



Abrasion Resistance



Zero Maintenance



Highly Durable



Exteriors



PORCELAIN PAVERS | 2.0

# CRYSTAL GRIS

20MM THICKNESS



600X1200MM




600X900MM




450X900MM



600X600MM



297X600MM



297X297MM



Tonal Variation



Anti Slip



20mm Thickness



Eco Friendly



Abrasion Resistance



Zero Maintenance



Highly Durable



Exteriors



**PORCELAIN PAVERS | 2.0**

# CRYSTAL GRAPHITE

20MM  THICKNESS



600X1200MM



600X900MM




450X900MM



600X600MM



297X600MM



297X297MM



Tonol  
Variation



Anti Slip



20mm  
Thickness



Eco  
Friendly



Abrasion  
Resistance



Zero  
Maintenance



Highly  
Durable



Exteriors



**PORCELAIN PAVERS | 2.0**

# COPPER SLATE

20MM  THICKNESS



600X1200MM



600X900MM



450X900MM



600X600MM



297X600MM



297X297MM

-  Tonal Variation
-  Anti Slip
-  20mm Thickness
-  Eco Friendly
-  Abrasion Resistance
-  Zero Maintenance
-  Highly Durable
-  Exteriors




**PORCELAIN PAVERS | 2.0**

# MUSTANG NERO

20MM  THICKNESS




600X1200MM



600X900MM



450X900MM



600X600MM



297X600MM



297X297MM



Tonal  
Variation



Anti Slip



20mm  
Thickness



Eco  
Friendly



Abrasion  
Resistance




Zero  
Maintenance



Highly  
Durable



Exteriors



**PORCELAIN PAVERS | 2.0**

# MUSTANG GRIS

20MM THICKNESS



600X1200MM




600X900MM




450X900MM



600X600MM



297X600MM



297X297MM



Tonol  
Variation



Anti Slip



20mm  
Thickness



Eco  
Friendly



Abrasion  
Resistance



Zero  
Maintenance



Highly  
Durable



Exteriors



**PORCELAIN PAVERS | 2.0**

# G-654

20MM THICKNESS



600X1200MM



600X900MM




450X900MM



600X600MM



297X600MM



297X297MM



Tonal Variation



Anti Slip



20mm Thickness



Eco Friendly



Abrasion Resistance




Zero Maintenance



Highly Durable



Exteriors



**PORCELAIN PAVERS | 2.0**

# G-603

20MM THICKNESS



600X1200MM



600X900MM



450X900MM



600X600MM



297X600MM



297X297MM



- Tonal Variation
- Anti Slip
- 20mm Thickness
- Eco Friendly
- Abrasion Resistance
- Zero Maintenance
- Highly Durable
- Exteriors

PORCELAIN PAVERS | 2.0

# ROCK BIANCO


20MM THICKNESS




600X1200MM




600X900MM




450X900MM



600X600MM



297X600MM



297X297MM



Tonal Variation



Anti Slip



20mm Thickness



Eco Friendly



Abrasion Resistance



Zero Maintenance



Highly Durable




Exteriors



PORCELAIN PAVERS | 2.0

# ROCK GRIS


20MM THICKNESS



600X1200MM



600X900MM




450X900MM



600X600MM



297X600MM



297X297MM



Tonal Variation



Anti Slip



20mm Thickness



Eco Friendly



Abrasion Resistance



Zero Maintenance



Highly Durable



Exteriors




**PORCELAIN PAVERS | 2.0**

# ROCK BEIGE


20MM THICKNESS



600X1200MM




600X900MM




450X900MM



600X600MM



297X600MM



297X297MM

-  Tonal Variation
-  Anti Slip
-  20mm Thickness
-  Eco Friendly
-  Abrasion Resistance
-  Zero Maintenance
-  Highly Durable
-  Exteriors



PORCELAIN PAVERS | 2.0

# ROCK BRONZE


20MM THICKNESS




600X1200MM



600X900MM




450X900MM



600X600MM



297X600MM



297X297MM



-  Tonal Variation
-  Anti Slip
-  20mm Thickness
-  Eco Friendly
-  Abrasion Resistance
-  Zero Maintenance
-  Highly Durable
-  Exteriors

**PORCELAIN PAVERS | 2.0**

# LIMESTONE GREY


20MM THICKNESS



600X1200MM




600X900MM




450X900MM



600X600MM



297X600MM



297X297MM



Tonal Variation



Anti Slip



20mm Thickness



Eco Friendly



Abrasion Resistance



Zero Maintenance



Highly Durable



Exteriors



PORCELAIN PAVERS | 2.0

# LIMESTONE IVORY


20MM THICKNESS



600X1200MM




600X900MM



450X900MM



600X600MM



297X600MM



297X297MM



Tonal Variation



Anti Slip



20mm Thickness



Eco Friendly



Abrasion Resistance




Zero Maintenance



Highly Durable



Exteriors



PORCELAIN PAVERS | 2.0

# LIMESTONE ASH


20MM  THICKNESS



600X1200MM




600X900MM



450X900MM



600X600MM



297X600MM



297X297MM



Tonal Variation



Anti Slip



20mm Thickness



Eco Friendly



Abrasion Resistance



Zero Maintenance



Highly Durable



Exteriors



**PORCELAIN PAVERS | 2.0**

# SAGAR BLACK

20MM THICKNESS




600X1200MM




600X900MM




450X900MM



600X600MM



297X600MM



297X297MM



-  Tonal Variation
-  Anti Slip
-  20mm Thickness
-  Eco Friendly
-  Abrasion Resistance
-  Zero Maintenance
-  Highly Durable
-  Exteriors


**PORCELAIN PAVERS | 2.0**

# YORK STONE


20MM THICKNESS



600X1200MM




600X900MM



450X900MM



600X600MM



297X600MM



297X297MM

-  Tonal Variation
-  Anti Slip
-  20mm Thickness
-  Eco Friendly
-  Abrasion Resistance
-  Zero Maintenance
-  Highly Durable
-  Exteriors



**PORCELAIN PAVERS | 2.0**

# BUFF

20MM THICKNESS



600X1200MM



600X900MM



450X900MM



600X600MM



297X600MM



297X297MM



-  Tonal Variation
-  Anti Slip
-  20mm Thickness
-  Eco Friendly
-  Abrasion Resistance
-  Zero Maintenance
-  Highly Durable
-  Exteriors

**PORCELAIN PAVERS | 2.0**

# HS GREY


20MM THICKNESS



600X1200MM




600X900MM



450X900MM



600X600MM



297X600MM



297X297MM



Tonal Variation



Anti Slip



20mm Thickness



Eco Friendly



Abrasion Resistance



Zero Maintenance



Highly Durable



Exteriors



PORCELAIN PAVERS | 2.0

# HS BEIGE


20MM THICKNESS



600X1200MM



600X900MM



450X900MM



600X600MM



297X600MM



297X297MM

- Tonal Variation
- Anti Slip
- 20mm Thickness
- Eco Friendly
- Abrasion Resistance
- Zero Maintenance
- Highly Durable
- Exteriors



**PORCELAIN PAVERS | 2.0**

# HS NERO

20MM  THICKNESS




600X1200MM



600X900MM



450X900MM



600X600MM



297X600MM



297X297MM



Tonal  
Variation



Anti Slip



20mm  
Thickness



Eco  
Friendly



Abrasion  
Resistance



Zero  
Maintenance



Highly  
Durable



Exteriors



**PORCELAIN PAVERS | 2.0**

# KANDLA GREY HONED

20MM  THICKNESS



600X1200MM



600X900MM



450X900MM



600X600MM



297X600MM



297X297MM



Tonal  
Variation



Anti Slip



20mm  
Thickness



Eco  
Friendly



Abrasion  
Resistance




Zero  
Maintenance



Highly  
Durable



Exteriors



**PORCELAIN PAVERS | 2.0**

# QUARTZITE PEARL


20MM THICKNESS



600X1200MM




600X900MM



450X900MM



600X600MM



297X600MM



297X297MM



Tonal Variation



Anti Slip



20mm Thickness



Eco Friendly



Abrasion Resistance



Zero Maintenance



Highly Durable



Exteriors



PORCELAIN PAVERS | 2.0

# SOLEN HOFEN


20MM THICKNESS



600X1200MM




600X900MM




450X900MM



600X600MM



297X600MM



297X297MM

-  Tonal Variation
-  Anti Slip
-  20mm Thickness
-  Eco Friendly
-  Abrasion Resistance
-  Zero Maintenance
-  Highly Durable
-  Exteriors



PORCELAIN PAVERS | 2.0

# AFRICAN SLATE

20MM  THICKNESS



600X1200MM



600X900MM



450X900MM



600X600MM



297X600MM



297X297MM



Tonal Variation



Anti Slip



20mm Thickness



Eco Friendly



Abrasion Resistance



Zero Maintenance



Highly Durable



Exteriors



**PORCELAIN PAVERS | 2.0**

# QUARTZO GRIS

20MM THICKNESS



600X1200MM



600X900MM



450X900MM



600X600MM



297X600MM



297X297MM

-  Tonal Variation
-  Anti Slip
-  20mm Thickness
-  Eco Friendly
-  Abrasion Resistance
-  Zero Maintenance
-  Highly Durable
-  Exteriors



PORCELAIN PAVERS | 2.0

# LAVA GREY

20MM THICKNESS



600X1200MM




600X900MM



450X900MM



600X600MM



297X600MM



297X297MM



Tonal Variation



Anti Slip



20mm Thickness



Eco Friendly



Abrasion Resistance



Zero Maintenance



Highly Durable



Exteriors



PORCELAIN PAVERS | 2.0

# LAVA BEIGE


20MM THICKNESS



600X1200MM



600X900MM



450X900MM



600X600MM



297X600MM



297X297MM



Tonal Variation



Anti Slip



20mm Thickness



Eco Friendly



Abrasion Resistance



Zero Maintenance



Highly Durable



Exteriors




PORCELAIN PAVERS | 2.0

# LAVA NERO


20MM THICKNESS




600X1200MM



600X900MM



450X900MM



600X600MM



297X600MM



297X297MM



Tonal Variation



Anti Slip



20mm Thickness



Eco Friendly



Abrasion Resistance




Zero Maintenance



Highly Durable



Exteriors



**PORCELAIN PAVERS | 2.0**

# GREY SLATE

20MM THICKNESS




600X1200MM



600X900MM



450X900MM



600X600MM



297X600MM



297X297MM

-  Tonal Variation
-  Anti Slip
-  20mm Thickness
-  Eco Friendly
-  Abrasion Resistance
-  Zero Maintenance
-  Highly Durable
-  Exteriors



PORCELAIN PAVERS | 2.0

# NATURAL WOOD

20MM  THICKNESS



297X1200MM



197X1200MM



297X900MM



197X900MM

-  Tonal Variation
-  Anti Slip
-  20mm Thickness
-  Eco Friendly
-  Abrasion Resistance
-  Zero Maintenance
-  Highly Durable
-  Exteriors



**PORCELAIN PAVERS | 2.0**

# OAK WOOD SMOKE

20MM THICKNESS



297X1200MM



197X1200MM



297X900MM



197X900MM



Tonal Variation



Anti Slip



20mm Thickness



Eco Friendly



Abrasion Resistance



Zero Maintenance



Highly Durable



Exteriors



PORCELAIN PAVERS | 2.0

# OAK WOOD BRONZE

20MM THICKNESS



297X1200MM



197X1200MM



297X900MM



197X900MM

-  Tonal Variation
-  Anti Slip
-  20mm Thickness
-  Eco Friendly
-  Abrasion Resistance
-  Zero Maintenance
-  Highly Durable
-  Exteriors



**PORCELAIN PAVERS | 2.0**

# OAK WOOD GRIS


20MM  THICKNESS



297X1200MM



197X1200MM



297X900MM



197X900MM



Tonal  
Variation



Anti Slip



20mm  
Thickness



Eco  
Friendly



Abrasion  
Resistance



Zero  
Maintenance



Highly  
Durable



Exteriors



**PORCELAIN PAVERS | 2.0**

# PORCELAIN PAVERS | 2.0

## TECHNICAL SPECIFICATION

NOMINAL SIZE : 60X60CM  
 THICKNESS : 20.0MM  
 TYPE OF PRODUCT : OUTDOOR TILE (HEAVY DUTY)  
 NATURE OF SURFACE : COLOR BODY R11  
 REF.STANDARD : INTERNATIONAL STANDARD ISO 13006:2015 GROUP B I<sub>a</sub>

TEST DESCRIPTION	STANDARD TEST METHOD	STANDARD REQUIREMENTS	SPECIFICATION FOR PRODUCTION
LENGH	BS EN ISO 10545-2	±0.60%	±0.07% (±0.4MM)
WIDTH	BS EN ISO 10545-2	±0.60%	±0.07%(±0.6MM)
THICKNESS	BS EN ISO 10545-2	±5%	±4.0%(0.8MM)
STRAIGHTNESS OF SIDES	BS EN ISO 10545-2	±0.5%	±0.06%(±0.4MM)
RECTANGULARITY	BS EN ISO 10545-2	±0.5%	±0.12%
SURFACE FLATNESS :CENTARE CURVATURE	BS EN ISO 10545-2	±0.5%	±0.15%(+1.0MM) ±0.07%(-0.5 MM)
SURFACE FLATNESS :EDGE CURVATURE	BS EN ISO 10545-2	±0.5%	+0.17% (+1.0MM) +0.08%(+0.5MM)
SURFACE FLATNESS :WARPAGE	BS EN ISO 10545-2	±0.5%	-0.15%(1.0MM) -0.07%(-0.5 MM)
WATER ABSORPTION	BS EN ISO 10545-3	E ≤ 0.5%	E ≤ 0.1%
BREAKING STRENGTH	BS EN ISO 10545-4	≥ 1300 N	≥ 7000 N
MODULUS OF RUPTURE	BS EN ISO 10545-4	≥ 35 N/MM <sup>2</sup>	≥ 35 N/MM <sup>2</sup>
RESISTANCE OF SURFACE ABRASION	BS EN ISO 10545-7	MANUFACTURE TO STATE ABRASION CLASS	PEI CLASS -V
COEFFICIENT OF LINER THERMAL EXPANSION	BS EN ISO 10545-8	9 X 10 <sup>-6</sup> K <sup>-1</sup> MAX	≤ 4 X 10 <sup>-6</sup> K <sup>-1</sup> MAX
RESISTANCE THERMAL SHOCK	BS EN ISO 10545-9	MINI 10 CYCLES	10 CYCLES
CRAZING RESISTANCE	BS EN ISO 10545-11	MINI 4 CYCLES AT (750 ±20)Kpa BAR	4 CYCLES PASS
RESISTANCE TO HOUSE HOLD CHEMICALS & SWIMMING POOL SLATS	BS EN ISO 10545-13	MINIMUM CLASS GC	CLASS GA
RESISTANCE TO LOW CONCENTRATIONS ACIDS & ALKALIS	BS EN ISO 10545-13	MINIMUM CLASS GLC	CLASS GLA
RESISTANCE TO STAINS	BS EN ISO 10545-14	MINIMUM CLASS 3	CLASS 4

### PACKAGING DETAILS

PRODUCT	SIZE(MM)	PCS/BOX	SQM/BOX	APPROX WEIGHT /BOX	CONTAINER PACKAGING	TYPE OF PALLET
OUTDOOR-TILE (HEAVY DUTY)	600X600X20	2	0.72	~ 32.0 KG	1 CONTAINER = 27 PALLETS 1 PALLET = 32 BOX = 23.04 SQM 1 CONTAINER = 864 BOXES = 622.08 SQM	AS PER REQUIREMENT

# PORCELAIN PAVERS | 2.0

## TECHNICAL SPECIFICATION

NOMINAL SIZE : 60X90CM  
 THICKNESS : 20.0MM  
 TYPE OF PRODUCT : OUTDOOR TILE (HEAVY DUTY)  
 NATURE OF SURFACE : COLOR BODY R11  
 REF.STANDARD : INTERNATIONAL STANDARD ISO 13006:2015 GROUP B I<sub>a</sub>

TEST DESCRIPTION	STANDARD TEST METHOD	STANDARD REQUIREMENTS	SPECIFICATION FOR PRODUCTION
LENGH	BS EN ISO 10545-2	±0.60%	±0.07% (±0.4MM)
WIDTH	BS EN ISO 10545-2	±0.60%	±0.07%(±0.6MM)
THICKNESS	BS EN ISO 10545-2	±5%	±4.0%(0.8MM)
STRAIGHTNESS OF SIDES	BS EN ISO 10545-2	±0.5%	±0.06%(±0.4MM)
RECTANGULARITY	BS EN ISO 10545-2	±0.5%	±0.12%
SURFACE FLATNESS :CENTARE CURVATURE	BS EN ISO 10545-2	±0.5%	±0.15%(+1.0MM) ±0.07%(-0.5 MM)
SURFACE FLATNESS :EDGE CURVATURE	BS EN ISO 10545-2	±0.5%	+0.17% (+1.0MM) +0.08%(+0.5MM)
SURFACE FLATNESS :WARPAGE	BS EN ISO 10545-2	±0.5%	-0.15%(1.0MM) -0.07%(-0.5 MM)
WATER ABSORPTION	BS EN ISO 10545-3	E ≤ 0.5%	E ≤ 0.1%
BREAKING STRENGTH	BS EN ISO 10545-4	≥ 1300 N	≥ 7000 N
MODULUS OF RUPTURE	BS EN ISO 10545-4	≥ 35 N/MM <sup>2</sup>	≥ 35 N/MM <sup>2</sup>
RESISTANCE OF SURFACE ABRASION	BS EN ISO 10545-7	MANUFACTURE TO STATE ABRASION CLASS	PEI CLASS -V
COEFFICIENT OF LINER THERMAL EXPANSION	BS EN ISO 10545-8	9 X 10 <sup>-6</sup> K <sup>-1</sup> MAX	≤ 4 X 10 <sup>-6</sup> K <sup>-1</sup> MAX
RESISTANCE THERMAL SHOCK	BS EN ISO 10545-9	MINI 10 CYCLES	10 CYCLES
CRAZING RESISTANCE	BS EN ISO 10545-11	MINI 4 CYCLES AT (750 ±20)Kpa BAR	4 CYCLES PASS
RESISTANCE TO HOUSE HOLD CHEMICALS & SWIMMING POOL SLATS	BS EN ISO 10545-13	MINIMUM CLASS GC	CLASS GA
RESISTANCE TO LOW CONCENTRATIONS ACIDS & ALKALIS	BS EN ISO 10545-13	MINIMUM CLASS GLC	CLASS GLA
RESISTANCE TO STAINS	BS EN ISO 10545-14	MINIMUM CLASS 3	CLASS 4

### PACKAGING DETAILS

PRODUCT	SIZE(MM)	PCS/BOX	SQM/BOX	APPROX WEIGHT /BOX	CONTAINER PACKAGING	TYPE OF PALLET
OUTDOOR-TILE (HEAVY DUTY)	600X900X20	1	0.54	~ 24.0 KG	1 CONTAINER = 29 PALLETS 1 PALLET = 40 BOX = 21.6 SQM 1 CONTAINER = 1160 BOXES = 626.4 SQM	AS PER REQUIREMENT